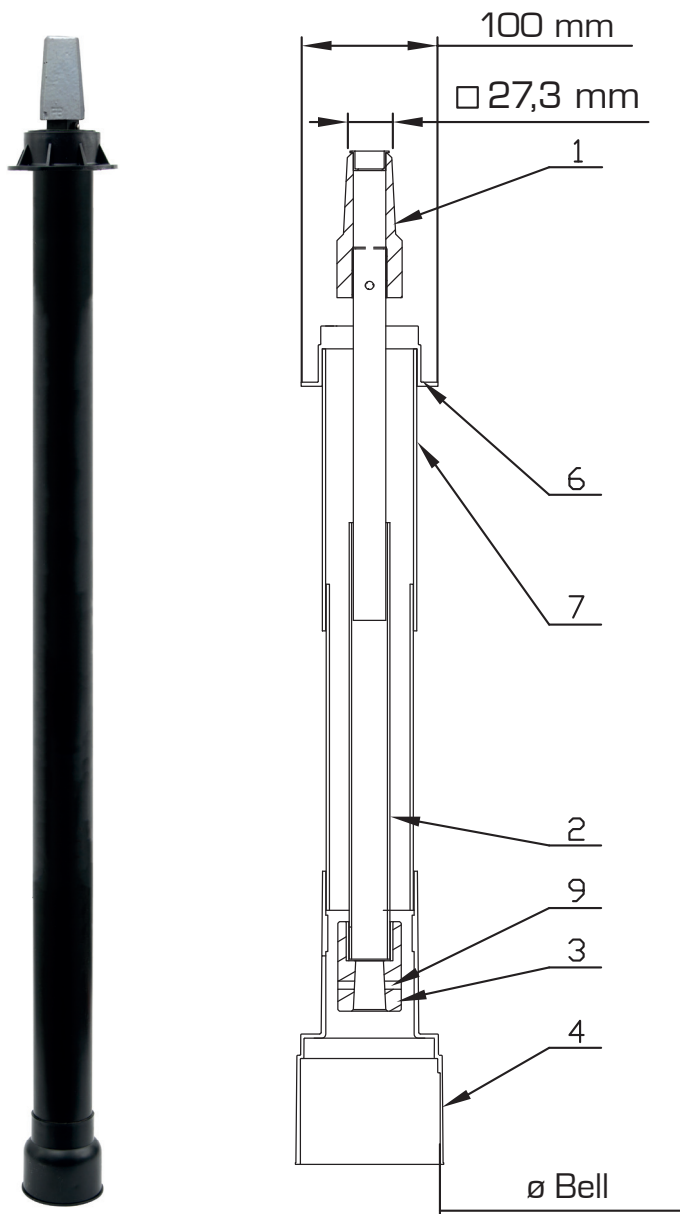




Patent Telescopic spindle extension

For gate valves



Materials

1. Cap:	GGG, hdg.
2. Control bar:	Steel S235JR, hdg.
3. Coupling:	GGG, hdg.
4. Bell:	PE
6. Cover	PE
7. Protection tube:	PE
9. Dowel pin:	Stainless steel 1.4301

Installation advantages

- With square cap \square 27,3 for operating key acc. to DIN 3223
- The telescopic extension holds in any position
- The extension (2) is protected against pulling apart
- The sleeve (8) protects the protection tube from dirt
- Bell (4) and cover (6) are completely welded to the protection tube (7)
- Fast connection of the extension to the gate valve by connecting pin (9) or by Klickfix system

Corrosion protection

- All metal parts are hot-dip galvanized as per EN ISO 1461
- All fasteners (pins, screws, springs) are made of stainless steel 1.4301

Operation

- With operating key
- With MOBITORQ® mobile actuator: see brochure

Customisations

- With mechanical or electromechanical position indicator
- With flange F10, F14
- Connection with Klickfix
- With lock system for protection against unauthorized use
- With indicator disc (water, gas)

Accessories

- Support plate for street cover
- Extension set 30 and 50 cm



BÜSCH support plate

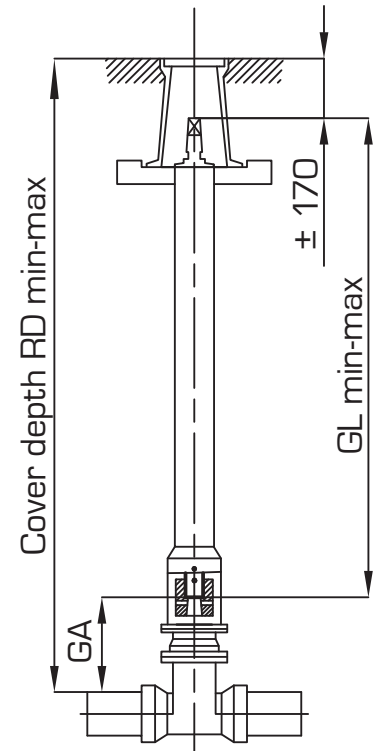


Wide variety of bells suitable for every valve type


Patent Telescopic spindle extension

For gate valves

Patent Telescopic spindle extension					
DN □ (Spindle square)	Cover depth RD (m)	GL min - max (mm)	Weight (kg)	∅ Bell (mm)	Order No.
DN40/50	0,75 – 1,00	420-650	1,6	80	J12TV2001R
	0,90 – 1,30	530-920	1,7	80	J12TV2011R
□ 14,3	1,20 – 1,80	820-1450	2,9	80	J12TV2021R
	1,70 – 2,70	1290-2420	4,5	80	J12TV2031R
DN56/80	0,75 – 1,00	420-650	1,6	80	J12TV2002R
	0,90 – 1,30	530-920	1,7	80	J12TV2012R
□ 17,3	1,20 – 1,80	820-1450	2,9	80	J12TV2022R
	1,70 – 2,70	1350-2520	4,5	80 <td J12TV2032R	
DN100/150	0,75 – 1,00	380-570	1,6	80	J12TV2003R
	0,90 – 1,30	510-870	2,0	80	J12TV2013R
□ 19,3	1,20 – 1,80	760-1340	2,7	80	J12TV2023R
	1,70 – 2,70	1190-2280	4,0	80	J12TV2033R
DN200	0,75 - 1,00	300-430	1,9	100	J12TV2004R
	0,90 – 1,30	480-770	2,6	100	J12TV2014R
□ 24,3	1,20 – 1,80	740-1270	3,4	100	J12TV2024R
	1,70 – 2,70	1200-2200	5,2	100	J12TV2034R
DN250/350	0,75 – 1,00	240-300	1,6	100	J12TV2005R
	0,90 – 1,30	420-640	2,4	100	J12TV2015R
□ 27,3	1,20 – 1,80	670-1150	3,3	100	J12TV2025R
	1,70 – 2,70	1100-2030	5,0	100	J12TV2035R
DN400/500	1,20 – 1,50	330-460	2,5	100	J12TV2016
	1,50 – 1,80	570-980	4,5	100	J12TV2026
□ 32,3	1,80 – 2,50	880-1580	6,8	100	J12TV2036
	1,50 – 1,80	480-750	4,3	118	J12TV2027
DN600 □ 36,3	1,80 – 2,50	760-1300	6,3	118	J12TV2037



Accessories



Extension set 30 and 50 cm

Higher cover depths RD 2,5 – 3,7; 3,5 – 4,7; 4,5 – 5,7; 5,5 – 6,7; etc., available on request

Customisations



With position indicator



With flange F10, F14



Klickfix - pinless, automatic connection




With GGG square cap □ 27,3



With lock system



With indicator disc (water, gas)



BÜSCH Technology GmbH

Neuburger Straße 26
90451 Nürnberg, Germany
E-Mail info@buesch.com
Tel. +49 (911) 46 254-0
Fax +49 (911) 46 254-70